

# 2022 MILLER OUTDOOR THEATRE TECH PACK







# Miller Outdoor Theatre Tech Pack

2022

| Miller Outdoor Theatre Stage & House Information   |  |  |   |  |          |
|--|--|--|---|--|----------|
| Building Capacities  | Maximum Building Occupancy                               |  |   | 1583   |          |
|  | Seating Capacity in the Covered Seating Area             |  |   | 1704 seats + 20 wheelchair spaces                  |          |
|  | Approximate Seating Capacity on the Hill                 |  |   | 6000 (Blankets) / 9000 (Standing)                  |          |
| Stage Dimensions   | Proscenium Width   |  |   | 58' 8"   |          |
|  | Proscenium Height  |  |   | 25' 10"  |          |
|  | Stage Width  |  |   | 65' 2"   |          |
|  | Stage Depth (Curtain to Back Wall)                       |  |   | 42' 2"   |          |
|  | Apron Depth (Curtain to Upstage Edge of Pit)             |  |   | 8' 2"  |          |
|  | Deck to Grid   |  |   | 65' 8"   |          |
|  | Plaster Line @ Center to Front-of-House Control Booth    |  |   | 135' 6"  |          |
| Fly Rail   | Plaster Line @ Center to Front-of-House Lighting Catwalk |  |   | 82'  |          |
|  | System Pipes   |  |   | 54 (Grand Drape & 10 Electrics Are Motorized)      |          |
|  | System Pipe Length                                       |  |   | 1½" Schedule 40; 63' long                          |          |
|  | Pipe Trim #2-12 (Split Rail)                             |  |   | High trim 52' 1"; Low trim 3' 10"                  |          |
|  |  |  |   | Battens are pre-rigged to tail up 10'-0" if needed |          |
|  | Pipe Trim #1 & #13-54                                    |  |   | High trim 60' 6"; Low trim 4' 0"                   |          |
| Loading Dock   | Arbor Capacity   |  |   | 1750 lbs.  |          |
|  | Counter Weight (30,000 lbs. total)                       |  |   | (1) Brick = 20 lbs.                                |          |
|  | Loading Dock Door Dimensions                             |  |   | W: 7' 9" H: 10' 0"                                 |          |
| Note: The Loading Dock is at street level. A ramp, fork lift, or lift gate is required for unloading trucks. |  |  |   |  |          |
| Orchestra Pit  | Orchestra Pit Width                                      |  |   | 74' 6"   |          |
|  | Orchestra Pit Depth                                      |  |   | 17' 10" at Center Line                             |          |
|  | Total Sq. Footage  |  |   | 1,129 sq. ft.                                      |          |
|  | Orchestra Pit Rate of Travel (DOWN)                      |  |   | 1 Minute 6 Seconds                                 |          |
|  | Orchestra Pit Rate of Travel (UP)                        |  |   | 51 Seconds   |          |
|  | Maximum Low Trim   |  |   | 7' 7"  |          |
|  | Typical Low Trim for Orchestras                          |  |   | 5' 11"   |          |
| Weight Capacity of Orchestra Pit   |  |  | 27,000 lbs.   |  |          |
|  |  |  |   |  |          |
| Draperies  |  |  |   |  |          |
| Item   | Linesets   | Fabric   | Size  | Quantity   | Weight   |
| Grand Drape  | 1  | 32 oz. Cherry IFR; 100% Fullness                 | 30' H x 63' W (7' Overlap @ Center)                         | 1  | 945 lbs. |
| Split Black (2 Panels)   | 20, 54   | 25 oz. Black IFR; Flat                           | 30' H x 34' W (Each Panel)                                  | 1  | 300 lbs. |
| Black Border / Full Black  | 2  | 25 oz. Black IFR; Flat                           | 30' H x 60' W   | 1  | 300 lbs. |
| Black Borders  | 11, 20, 31, 40, 45                                       | 25 oz. Black IFR; Flat                           | 10' H x 60' W   | 6  | 120 lbs. |
| Black Legs   | 3, 12, 21/22, 32, 41, 50                                 | 25 oz. Black IFR; Flat                           | 30' H x 15' W   | 6 Pairs  | 150 lbs. |
| Sharkstooth Scrim  | 42   | Black  | 30' H x 60' W   | 1  | 90 lbs.  |
| Plastic / Projection Surface   | 44, 53   | Rosco Twin White Plastic                         | 30' H x 60' W   | 2  | 240 lbs. |
| Fiber Optic Star Drop  | 43   | Black  | 30' H x 60' W (3 Vertical Panels; 2 Fiber Trunks per Panel) | 1  | 465 lbs. |
| Rear Projection Screen   | 8  | Da-Lite Curved Series 300 Lace and Grommet Frame | 18' H x 32' W   | 1  | 240 lbs. |





# Miller Outdoor Theatre Tech Pack

2022

| Lineset Schedule |                |                            |   |  |         |
|------------------|----------------|----------------------------|---|--|---------|
| Lineset          | Travel         | Distance From Plaster Line | Name  | Notes                                  | Weight  |
| 1                |                | 0' 6"                      | Red Grand Drape                                     | Titan Adjustable Speed Motor           | N/A     |
| 2                | Travel: 48'-3" | 1' 3"                      | #1 Black Border / Full Stage Black                  |  | 16 wts. |
| 3                |                | 1' 10"                     | #1 Black Legs                                       | 22' From Center on Traveler Track      | 10 wts. |
| 4                |                | 2' 7"                      | #1 Electric + Audio Monitors - House Trim is 27'-0" | Power Assist Motors; Pipes Are Married | N/A     |
| 5                |                | 3' 4"                      | #2 Electric - House Trim is 27'-0"                  |  | N/A     |
| 6                |                | 4' 3"                      |   |  |         |
| 7                |                | 4' 11"                     | Barco HDX Projector                                 |  | 10 wts. |
| 8                |                | 5' 7"                      | Rear Projection Movie Screen                        | Da-Lite 18'H x 32"W                    | 15 wts. |
| 9                |                | 6' 3"                      |   |  |         |
| 10               |                | 6' 11"                     |   |  |         |
| 11               |                | 7' 7"                      | #2 Black Border                                     |  | 7 wts.  |
| 12               |                | 8' 3"                      | #2 Black Legs                                       | 22' From Center on Traveler Track      | 10 wts. |
| 13               | Travel: 56'-6" | 9' 0"                      | #3 Electric - House Trim is 26'-0"                  | Power Assist Motors; Pipes Are Married | N/A     |
| 14               |                | 9' 9"                      | #4 Electric - House Trim is 27'-0"                  |  | N/A     |
| 15               |                | 10' 8"                     | Spare Batten Storage                                |  | 20 wts. |
| 16               |                | 11' 4"                     |   |  |         |
| 17               |                | 12' 0"                     |   |  |         |
| 18               |                | 12' 8"                     |   |  |         |
| 19               |                | 13' 4"                     | Mid-Stage Split Black Curtain                       |  | 27 wts. |
| 20               |                | 14' 0"                     | #3 Black Border                                     |  | 7 wts.  |
| 21               |                | 14' 8"                     | #3 Black Leg - SR                                   | 22' From Center on Traveler Track      | 5 wts.  |
| 22               |                | 15' 4"                     | #3 Black Leg - SL                                   | 22' From Center on Traveler Track      | 5 wts.  |
| 23               |                | 16' 1"                     | #5 Electric - House Trim is 26'-0"                  | Power Assist Motors; Pipes Are Married | N/A     |
| 24               |                | 16' 10"                    | #6 Electric - House Trim is 27'-0"                  |  | N/A     |
| 25               |                | 17' 9"                     | Spare Batten Storage                                |  | 19 wts. |
| 26               |                | 18' 5"                     |   |  |         |
| 27               |                | 19' 1"                     |   |  |         |
| 28               |                | 19' 9"                     |   |  |         |
| 29               |                | 20' 5"                     |   |  |         |
| 30               |                | 21' 1"                     |   |  |         |
| 31               |                | 21' 9"                     | #4 Black Border                                     |  | 7 wts.  |
| 32               |                | 22' 5"                     | #4 Black Legs                                       | 22' From Center on Traveler Track      | 10 wts. |
| 33               |                | 23' 2"                     | #7 Electric - House Trim is 26'-0"                  | Power Assist Motors; Pipes Are Married | N/A     |
| 34               |                | 23' 11"                    | #8 Electric - House Trim is 27'-0"                  |  | N/A     |
| 35               |                | 24' 10"                    | Spare Batten Storage                                |  | 20 wts. |
| 36               |                | 25' 6"                     |   |  |         |
| 37               |                | 26' 2"                     |   |  |         |
| 38               |                | 26' 10"                    |   |  |         |
| 39               |                | 27' 10"                    | #9 Electric (Moving Lights) - House Trim is 26'-0"  | Power Assist Motor                     | N/A     |
| 40               |                | 28' 10"                    | #5 Black Border                                     |  | 7 wts.  |
| 41               |                | 29' 6"                     | #5 Black Legs                                       | 22' From Center on Traveler Track      | 10 wts. |
| 42               |                | 30' 2"                     | Black Sharktooth Scrim                              |  | 5 wts.  |
| 43               |                | 30' 11"                    | Fiber Optic Star Drop                               |  | 44 wts. |
| 44               |                | 31' 8"                     | Rosco Twin White Plastic (Front Projection Screen)  |  | 12 wts. |
| 45               |                | 32' 4"                     | #6 Black Border                                     |  | 7 wts.  |
| 46               |                | 33' 0"                     |   |  |         |
| 47               |                | 33' 9"                     | #10 Electric (Cyc Lights) - House Trim is 27'-0"    | Power Assist Motor                     | N/A     |
| 48               |                | 34' 6"                     |   |  |         |
| 49               |                | 35' 2"                     |   |  |         |
| 50               |                | 35' 10"                    | #6 Black Legs                                       | 22' From Center on Traveler Track      | 10 wts. |
| 51               |                | 36' 6"                     |   |  |         |
| 52               |                | 37' 2"                     | Rainbow Mylar                                       |  | 2 wts.  |
| 53               |                | 37' 10"                    | Rosco Twin White Plastic (Bounce)                   |  | 12 wts. |
| 54               |                | 38' 6"                     | Black Cross Over Curtain                            |  | 16 wts. |

Linesets #2 through #12: Travel is 48'-3".

Linesets #1 and #13 through #54: Travel is 56'-7".

Loft blocks are permanently installed (ie, kicking sheaves in the grid to adjust lineset spacing is not possible).

House Electrics are on 22ft./min. Arbor Assist Motors.




Pipes are 1½" Schedule 40 and are 63' long.

Weights are ¾" Cut Steel: 20lbs.

Arbor maximum capacity is 1750 lbs.



| Properties   |           |          |  |
|--|-----------|----------|--|
| Item   | Size      | Quantity | Item   |
| 5' x 4' Plywood Riser Lids w/<br>Parallel Steel Frames | 1' Height | 12       | Wenger Roughneck Music Stands                        |
|  | 2' Height | 12       | Wenger Padded Musician Chairs                        |
|  | 3' Height | 12       | Aria LED Music Stand Lights                          |
| Plastic Tables   | 8' x 3'   | 8        | Wenger Conductor's Podium, Stand, Chair & TechBridge |
|  | 6' x 3'   | 8        | Rosco Black/White Dance Floor (60' L x 63' W)        |
|  | 4' x 3'   | 2        | 10' Ballet Barres                                    |

| Backline Inventory   |   |  |                              |
|--|---|--|------------------------------|
| Pianos   |   |  |                              |
| Grand Piano  |   | Upright Piano                                      |                              |
| Boston by Steinway & Sons 7' Grand Piano   |   | Yamaha M112 PE 44" Acoustic Upright Piano          |                              |
| <div></div> |   |  |                              |
| House Drum Kit   |   |  |                              |
| Items Listed May Not Be Correct - Contact Cliff Presswood for Current House Drum Kit Information   |   |  |                              |
| Drum Kit - Mapex Saturn Series Silver Sparkle Drums  |   | Zildjian A-Custom Cymbals                          |                              |
| 22" Diameter x 18" Depth Bass Drum   | 14" x 14" Floor Tom                               | 20"/51cm Medium Ride Cymbal                        | 20"/51cm China Cymbal        |
| 18" Diameter x 14" Depth Bass Drum   | 16" x 16" Floor Tom                               | 16"/40cm Medium Thin Crash Cymbal                  | 10"/25cm Fast Splash Cymbal  |
| 10" x 8" Mounted Tom   | 14" x 5" Snare with 2.3mm Power Hoops             | 18"/45cm Medium Thin Crash Cymbal                  | 14"/36cm New Beat High Hats  |
| 12" x 10" Mounted Tom  | 13" x 6" Black Panther Maple Snare                | Additional Cymbals                                 |                              |
|  |   | Zildjian Avedis 16" Crash Cymbal                   | Sabian Solaris 14" High Hats |
| Drum Hardware  |   | Percussion / Accessories                           |                              |
| Mapex Falcon P1000TW Chain Drive Double Bass Drum Pedal  | (4) Mapex Combination Straight/Boom Cymbal Stands | RhythmTech Hat Trick (High Hat Mounted Tambourine) |                              |
| Gibraltar Prowler 5611 Chain Drive Single Bass Drum Pedal  | Mapex Heavey Duty High Hat Stand                  | LP 229 Mambo 9" Cowbell                            | Roc-N-Soc Drum Throne        |
|  | "Dogbone" Boom Arm for Splash Cymbal              | Zildjian Stick Bag                                 | LP Microphone Claws          |
| Mapex Snare Stand  | Yamaha Snare Stand                                | Drum Rug   |                              |



# Miller Outdoor Theatre Tech Pack

2022

**Items Listed May Not Be Correct - Contact Cliff Presswood for Current Inventory Information**

## Sound System

### Mixing Console

- 1 Solid State Logic L500 Plus 256 Channel Digital Mixing System
- 1 Solid State Logic Blacklight II Audio System Signal Router

### Stereo Main Arrays

- 10 Left / 10 Right Electro-Voice XLC (with DVX Driver) Full Range Cabinet
- 5 Left / 5 Right Electro-Voice XLC 2x15 Sub Enclosure

### Stereo Delay Arrays

- 6 Left / 6 Right Electro-Voice XLC (with DVX Driver) Full Range Cabinet

### Center Cluster

- 6 Electro-Voice EVH-D15 Full Range Cabinet
- 6 Electro-Voice EVF 2151D Sub Enclosure

### Pit Front Fill Speakers

- 8 Electro-Voice EVU 1062/95

### Amplifiers

- 38 Electro-Voice TG-5

### Processing

FIR Processing via Electro-Voice IRIS-Net

### Near Field Mixing Monitors

- 2 Genelec 8250A
- 1 Genelec Subwoofer
- 1 Genelec 8020C

### Rack Gear / Playback

- 1 Tascam CD01U CD Player
- 1 Tascam DV-RA1000HD Audio Recorder
- 1 Rational Acoustics Smaart I/O
- 2 MOTU Audio Express Digital I/O
- 1 MacBook Pro with MOTU 828x Audio Interface and QLab 3 Pro Bundle License

## Monitor Mix System

### Mixing Console

- 1 Solid State Logic L500 Plus 256 Channel Digital Mixing System
- 1 Midas PRO1 Digital Mixer (Back-up Console)

### Wedge Monitors

- 8 Electro-Voice XW12A 12" Wedge
- 8 Electro-Voice XW15A 15" Wedge

### Overhead Monitors

- 2 Electro-Voice EVF-1152D Full Range Cabinet

### Side Fill Monitors

- 2 Electro-Voice EVF-1152D Full Range and EVF-2151D Sub

### Drum Fill Monitors

- 2 Electro-Voice EVF-1122D Full Range and EVF-2121S Sub

### Powered Monitors

- 2 Galaxy Audio Hot Spot PA6S
- 4 Behringer B205-D
- 6 Anchor AN-130

### Amplifiers

- 15 Electro-Voice TG-5
- 6 Crown XT16002

### Processing

FIR Processing via Electro-Voice IRIS-Net  
Electro-Voice DC-ONE Processor (Drum and Side Fill Monitors)

### Stage I/O Boxes

- 8 Midas PRO SERIES DL451 Modular Stage Box
- 1 Midas PRO SERIES DL151 Mic/Line Input Stage Box
- 2 Midas PRO SERIES DL155 I/O Stage Box
- 3 Midas PRO SERIES DL431 Mic Splitter

### Rack Gear / Playback

- 1 Tascam CD01U CD Player
- 1 Tascam SS-CDR200 CF/SD Player

## Microphones

### Dynamic Microphones

- 2 Audix D6
- 2 AKG D112
- 8 Beyerdynamic M 88
- 10 Electro-Voice N/D468
- 3 Electro-Voice RE20
- 2 Neumann KMS 105
- 1 Sennheiser MD409
- 4 Sennheiser e 609
- 8 Sennheiser e 906
- 15 Sennheiser MD 421-II
- 8 Sennheiser MD 441
- 2 Shure SM48
- 2 Shure Beta 52A
- 12 Shure SM57
- 2 Shure Beta 57
- 6 Shure Beta 57A
- 1 Shure PG58 w/ switch
- 14 Shure SM58
- 3 Shure SM58 w/ switch
- 4 Shure Beta 58A

### Small Diaphragm Condenser Microphones

- 5 AKG C451
- 3 AKG C 460 B
- 5 AKG SE300 B
- 4 Audix SCX1
- 11 Neumann KM 184
- 16 Shure KSM137
- 9 Shure SM81
- 7 Shure Beta 98
- 2 Shure Beta 98A

### Large Diaphragm Condenser Microphones

- 6 Audio-Technica AT4050
- 11 AKG C414

### Specialty Microphones

- 13 AKG C519 - Instrument Clip-on Mic
- 8 Audio-Technica UA35A - Choir Mic
- 6 Bartlett Audio Stage Floor Mic
- 2 Shure Beta 91A

### Direct Input Boxes

- 17 Countryman Type 85 FET Active DI
- 2 Whirlwind Director Passive DI

## Wireless Microphones

- 12 AKG DSR700 RF Receiver
- 24 AKG DHT700 Hand-Held Transmitter w/ AKG D5 Super-Cardioid Capsule
- 28 AKG DPT700 Body-Pack Transmitter
- 24 DPA 4061 Lavalier Microphone
- 10 Sennheiser MKE 4 Platinum Lavalier Microphone
- 16 DPA d:fine FIO66 Omni-Directional Headset Microphone
- 8 Countryman E6 Omni-Directional Earset Microphone

## Wired & Wireless Intercom

- 1 Clear-Com 4-Channel, 12-Matrix Base Station SB-412 A
- 1 Clear-Com 4-Channel, 10-Matrix Base Station SB-704
- 4 Clear-Com RM-440 4-Channel Remote Station
- 2 Clear-Com RM-120A 2-Channel Remote Station
- 20 Clear-Com KB-111 "King Biscuit" Listening Station
- 24 Clear-Com Beltpack/Headset
- 6 HME BP850 2-Channel Wireless Com Belt Packs w/ PRO850 Base Station
- 4 Telex TR-80N 2-Channel Wireless Com Belt Packs w/ BTR-80N Base Station
- 47 various Full-Sized and Lightweight Headsets

## ADA Compliance

- 2 Listen LT-800 F/M Transmitter
- 24 Listen Display Receiver Belt Pack

## Microphone Stands

- 10 Atlas MS15 Tall Chrome Mic Stand
- 20 Atlas MS15 Tall Black Mic Stand
- 6 Atlas MS20 Tall Black Mic Stand
- 16 Atlas MS10 Tall Chrome Mic Stand
- 10 Atlas MS10 Tall Black Mic Stand
- 24 Atlas MS10 12" Short Black Mic Stand
- 2 Atlas MS10 6" Short Black Mic Stand
- 75 various telescopic boom arm

## Paging & Show Program System

- 1 TOA 9000M2 70v Mixer Amplifier for Paging System
- 1 TOA 900 Series II 70v Amplifier for Show Program
- 20 various 70v speakers



# Miller Outdoor Theatre Tech Pack

2022

## Lighting Inventory

| ETC Eos Lighting Consoles |   |
|---------------------------|---|
| Quantity                  | Item  |
| 2                         | ETC Eos TI Console (Front-of-House and Stage Right Booth) |
| 1                         | ETC Gio Console (Portable Remote Console)                 |
| 1                         | ETC Eos RPU3 Primary Processor (4,096 Outputs)            |
| 1                         | ETC Eos RPU3 Tracking Backup Processor (4,096 Outputs)    |
| 1                         | ETCnomad Puck (Front-of-House Designer Display)           |

| ETC Eos Accessories |                               |
|---------------------|-------------------------------|
| Quantity            | Item                          |
| 1                   | Eos Motorized Fader Wing 20   |
| 1                   | Eos Motorized Fader Wing 10   |
| 1                   | 2x20 Universal Fader Wing     |
| 1                   | 2x10 Universal Fader Wing     |
| 1                   | ETC Net3 Show Control Gateway |

| House Plot Fixtures |                                      |                 |
|---------------------|--------------------------------------|-----------------|
| Quantity            | Fixture Type                         | Wattage         |
| 2                   | Lycian 1290XLT Follow Spots          | 2kW             |
| 3                   | ETC Source 4 5°                      | 750w            |
| 23                  | ETC Source 4 10°                     | 750w            |
| 34                  | ETC Source 4 14°                     | 750w            |
| 43                  | ETC Source 4 19°                     | 750w            |
| 94                  | ETC Source 4 26°                     | 575w            |
| 128                 | ETC Source 4 36°                     | 575w            |
| 2                   | ETC Source 4 15° - 25° Zoom          | 750w            |
| 72                  | ETC Source 4 PAR WFL                 | 750w            |
| 8                   | Selecon Aurora 4-Cell Cyc Unit       | 1kW per circuit |
| 8                   | Selecon Aurora 4-Cell Groundrow Unit | 1kW per circuit |

| Spare Fixtures |   |                  |
|----------------|---|------------------|
| Quantity       | Fixture Type                              | Wattage          |
| 50             | ETC Source 4 Fixture Body                 | 575w             |
| 4              | ETC Source 4 5° Lens                      |                  |
| 15             | ETC Source 4 10° Lens                     |                  |
| 30             | ETC Source 4 19° Lens                     |                  |
| 40             | ETC Source 4 26° Lens                     |                  |
| 28             | ETC Source 4 36° Lens                     |                  |
| 20             | ETC Source 4 50° Lens                     |                  |
| 2              | ETC Source 4 70° Lens                     |                  |
| 12             | ETC Source 4 PAR (VNSP, NSP, MFL or WFL)  | 750w             |
| 3              | ETC Source 4 Fresnel                      | 750w             |
| 12             | PAR 64 (VNSP, NSP, MFL or WFL)            | 1kW              |
| 10             | Altman 3-Circuit Strip (EYC or EYF Lamps) | 750w per circuit |

| Moving Lights & Intelligent Accessories |  |              |
|---|--|--------------|
| 6                                       | Vari-Lite VL3000 Spot                    | 1200w        |
| 14                                      | Vari-Lite VL2500 Spot                    | 700w         |
| 4                                       | Vari-Lite VL2500 Wash                    | 700w         |
| 2                                       | Martin Atomic 3000 Strobe                | 3kW          |
| 12                                      | Rosco I-Cue                              | 17w, 24VDC   |
| 11                                      | City Theatrical DMX Iris                 | 6w, 24VDC    |
| 3                                       | Apollo DMX Iris                          | 14.5w, 24VDC |
| 8                                       | ETC Selador Vivid R 11" LED              | 125w         |
| 4                                       | Elation Sixpar 300IP                     | 220w         |
| 1                                       | City Theatrical EFX Plus2                | 100w         |
| 3                                       | Rosco iPro Image Projector               | 120w         |
| 1                                       | 18" Mirror Ball w/ American DJ DMX Motor | 360w         |

| Atmosphere   |                                 |         |
|--|---------------------------------|---------|
| Use of Atmosphere Requires a Permit and Fire Marshal present |                                 |         |
| 2  | Look Solutions Unique 2.1 Hazer | 1500w   |
| 2  | Reel EFX DF-50 DMX Hazer        | 480w    |
| 2  | Barco FQ-100 Fog Machine        | 1500w   |
| 4  | Chauvet Pro Vesuvio II          | 1488.5w |
| 2  | AquaFog 3300                    | 3300w   |

| Star Drop   |   |  |
|---|---|--|
| 30' H x 60' W (3 Vertical Panels; 2 Fiber Trunks per Panel) on Lineset 43 |   |  |
| 3   | Martin RUSH FiberSource 1 LED Fiber Illuminator |  |
| 3   | DiCon FiberLamp 5100                            |  |



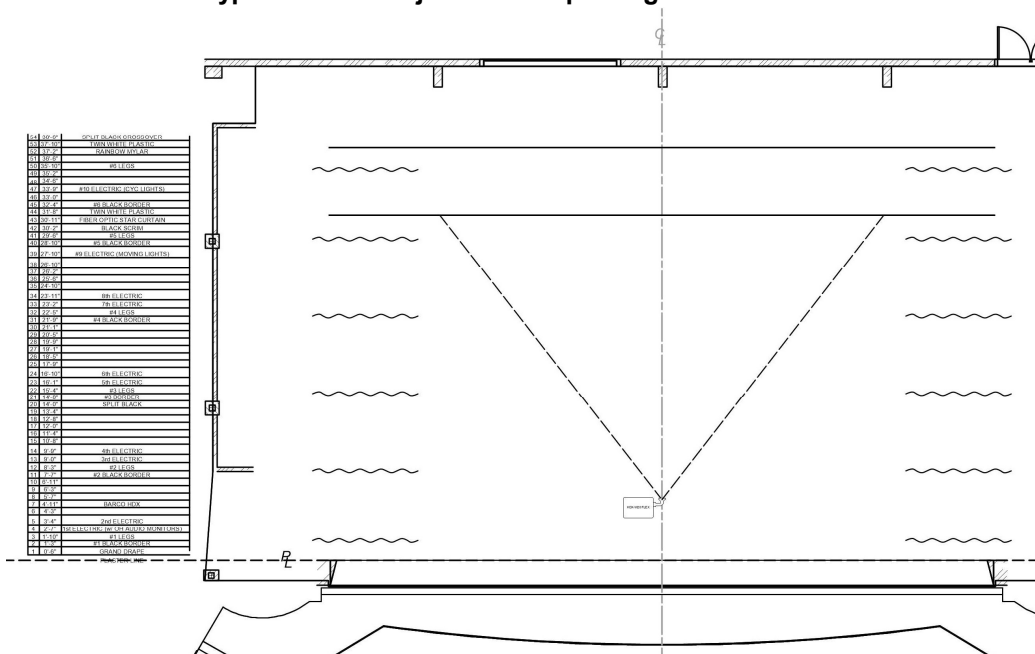


# Miller Outdoor Theatre Tech Pack


2022

| Miller Outdoor Theatre Video Inventory |   |
|--|---|
| Projector                              | Barco HDX-W20 FLEX 20,000 Lumen HD Projector<br>Barco FLM HD20 20,000 Lumen HD Projector (only used as a back-up in the event the HDX fails)  |
|  | <b>Lenses:</b><br>Barco 0.67 HD Fixed Lens<br>Barco 0.68 – 0.87 HD Zoom Lens<br>Christie 1.16 – 1.49 HD Zoom Lens   |
| Projection Surfaces                    | <b>Rear Projection:</b> Da-Lite Curved Series 300 (18'H x 32'W on Lineset 8)  |
|  | <b>Front Projection:</b> Rosco Twin White Plastic (30'H x 60'W on Lineset 44 or 53)   |
| Rack Gear                              | Barco PDS-902 Switcher<br>Denon DN-500BD MKII Blu-Ray Player<br>ArKaos Stage Server w/ 2 x DVI Inputs<br>Mac Pro with QLab 4 and Dante Virtual Soundcard  |
| Additional Notes                       | Maximum distance from switcher to projector is 150'. Signal is over HD-SDI cable.<br>(4) Analog Via HD-15 (VGA Connector)<br>(4) DVI-I (Supports both analog or DVI)<br>(1) 3G SDI<br><br>When used for front projection, projector hangs on Lineset 7 (Linesets 6, & 8 - 10 CANNOT be used).<br>Image is projected onto the Rosco Twin White Plastic on Lineset 44 or 53.<br><b>Image Size on Lineset 44:</b> 22'-6"H x 40'-0"W<br><b>Image Size on Lineset 53:</b> 22'-8"H x 44'-0"W - the image does not stay true to its 16:9 aspect ratio<br><br>When used for rear projection, projector rests on a stand upstage.<br>Image is projected onto the Da-Lite 18'H x 32'W on lineset 8. |

Typical Front Projection Setup using the Plastic on Lineset 44



Some banner locations will restrict lighting positions, trim heights, proscenium opening, sightlines, and require additional labor (for example, the torm positions and main stage doors). Before purchasing banners please consult with your Technical Staff and the Miller Theatre Staff. Please note, the dimensions shown are maximum sizes for each position – you are free to use smaller banners as you wish however, we strongly recommend a site visit prior to purchase.



# BRIDGE / CTR HOUSE

Miller Outdoor Theatre 03/22/2021