




MILLER
OUTDOOR
THEATRE
IN HERMANN PARK

Miller Outdoor Theatre 2025 Tech Pack

Production Manager Ciara Ayala
cayala@milleroutdoortheatre.com
832-487-7134






Miller Outdoor Theatre

2025 Tech Pack

- Page 2 Table of Contents
- Page 3 Map of Hermann Park
- Page 4 Stage Info & Drapes
- Page 5 Props, Wardrobe, Backline
- Page 6 Audio Inventory
- Page 7 Lighting Inventory
- Page 8 Video Inventory
- Page 9 Lineset Schedule







Stage Info Drapes

2025

Miller Outdoor Theatre Stage & House Information		
Building Capacities	Maximum Building Occupancy	1583
	Seating Capacity in the Covered Seating Area	1704 seats + 20 wheelchair spaces
	Approximate Seating Capacity on the Hill	6000 (Blankets) / 9000 (Standing)
Stage Dimensions	Proscenium Width	58' 8"
	Proscenium Height	25' 10"
	Stage Width	65' 2"
	Stage Depth (Curtain to Back Wall)	42' 2"
	Apron Depth (Curtain to Upstage Edge of Pit)	8' 2"
	Deck to Grid	65' 8"
	Plaster Line @ Center to Front-of-House Control Booth	135' 5"
Fly Rail	Plaster Line @ Center to Front-of-House Lighting Catwalk	89' 9"
	System Pipes	54
	System Pipe Length	1½" Schedule 40; 63' long
	Pipe Trim #2-12 (Split Rail)	High trim 52' 1"; Low trim 3' 10" (Battens are pre-rigged to tail up 10'-0" if needed)
	Pipe Trim #1 & #13-54	High trim 60' 6"; Low trim 4' 0"
	Arbor Capacity	1750 lbs.
Loading Dock	Counter Weight (30,000 lbs. total)	(1) Brick = 20 lbs.
	Loading Dock Door Dimensions	W: 7' 9" H: 10' 0"
Note: The Loading Dock is at street level. A ramp, fork lift, or lift gate is required for unloading trucks.		
Orchestra Pit	Orchestra Pit Width	74' 6"
	Orchestra Pit Depth	17' 10" at Center Line
	Total Sq. Footage	1,129 sq. ft.
	Orchestra Pit Rate of Travel (DOWN)	1 Minute 6 Seconds
	Orchestra Pit Rate of Travel (UP)	51 Seconds
	Maximum Low Trim	7' 7"
	Typical Low Trim for Orchestras	5' 11"
Weight Capacity of Orchestra Pit		27,000 lbs.

Draperies					
Item	Linesets	Fabric	Size	Quantity	Weight
Grand Drape (2 Panels)	1	32 oz. Cherry IFR; 100% Fullness	30' H x 63' W (7' Overlap @ Center)	1	780 lbs.
Split Black (2 Panels)	20, 54	25 oz. Black IFR; Flat	30' H x 34' W (Each Panel)	2	390 lbs.
Black Border / Full Black	2	25 oz. Black IFR; Flat	30' H x 60' W	1	300 lbs.
Black Borders	11, 21, 31, 40, 45	25 oz. Black IFR; Flat	10' H x 60' W	6	120 lbs.
Black Legs (on Traveler Track)	3, 12, 22, 32, 41, 50	25 oz. Black IFR; Flat	30' H x 15' W	6 Pairs	150 lbs.
Sharkstooth Scrim	42	Black IFR	30' H x 60' W	2	90 lbs.
Plastic / Projection Surface	44, 53	Rosco Twin White Plastic	30' H x 60' W	2	240 lbs.
Fiber Optic Star Drop	43	Black	30' H x 60' W (3 Vertical Panels; 2 Fiber Trunks per Panel)	1	465 lbs.
Rear Projection Screen	8	Da-Lite Curved Series 300 Lace and Grommet Frame	18' H x 32' W	1	240 lbs.




Properties			
Item		Quantity	
5' x 4' Plywood Riser Lids w/ Parallel Steel Frames	1' Height	12	
	2' Height	12	
	3' Height	12	
Plastic Tables	8' x 3'	8	
	6' x 3'	8	
	4' x 3'	2	

Item		Quantity	
Wenger Roughneck Music Stands		60	
Wenger Padded Musician Chairs		50	
Aria LED Music Stand Lights		50	
Wenger Conductor's Podium, Stand, Chair & TechBridge		1	
Rosco Black/White Dance Floor (60' L x 63' W)		8	
10 ft. Ballet Barres		4	

Wardrobe			
LG 4.5 ft³ Front-Loading Washing Machine with Steam Technology		1	
LG 7.4 ft³ Ultra Large Capacity SteamDryer		1	
6 ft. Rolling Clothes Rack		2	

Reliable G4 Professional Grade Fabric Steamer		2	
CHI Steam Iron for clothes		1	
Singer Classic 44S Sewing Machine		1	

Backline Inventory	
Pianos	
Grand Piano	Upright Piano
Mason & Hamlin Virtuoso X Series Model CC 9'-4" Grand Piano	Yamaha M112 PE 44" Acoustic Upright Piano

House Drum Kit			
Items Listed May Not Be Correct - Contact Cliff Presswood for Current House Drum Kit Information			
Drum Kit - Mapex Saturn Series Silver Sparkle Drums		Zildjian A-Custom Cymbals	
22" Diameter x 18" Depth Bass Drum	10" x 8" Mounted Tom	20" / 51cm Medium Ride Cymbal	20" / 51cm China Cymbal
18" Diameter x 14" Depth Bass Drum	12" x 10" Mounted Tom	18" / 45cm Medium Thin Crash Cymbal	10" / 25cm Fast Splash Cymbal
14" x 5" Snare with 2.3mm Power Hoops	16" x 16" Floor Tom	16" / 40cm Medium Thin Crash Cymbal	14" / 36cm New Beat High Hats
13" x 6" Black Panther Maple Snare Drum	14" x 14" Floor Tom	14" / 36cm High Hats	14" / 36cm Master Sound High Hats
14" x 6.5" Black Panther Hand-Hammered Brass "Sledgehammer" Snare Drum			
Drum Hardware		Additional Cymbals	
Mapex Falcon P1000TW Chain Drive Double Bass Drum Pedal	DW 9000 Double Bass Drum Pedal	Zildjian 19" K-Hybrid Crash Cymbal	Sabian 21" Ride Cymbal
Gibraltar Prowler 5611 Chain Drive Single Bass Drum Pedal	DW 9000 Single Bass Drum Pedal	Zildjian 17" K-Hybrid Crash Cymbal	Sabian Solaris 14" High Hats
Mapex Snare Stand	DW 5000 Single Bass Drum Pedal	Zildjian Avedis 16" Crash Cymbal	
Yamaha Snare Stand	DW 9000 Snare Drum Stand		
Percussion / Accessories		Cymbal Stands	
RhythmTech Hat Trick (High Hat Mounted Tambourine)		(4) Mapex Combination Straight/Boom Cymbal Stands	Mapex Heavy Duty High Hat Stand
LP 229 Mambo 9" Cowbell	Roc-N-Soc Drum Throne	DW 9000 2-Leg Hi-Hat Stand	"Dogbone" Boom Arm for Splash Cymbal
Zildjian Stick Bag	LP Microphone Claws	DW Combo Cymbal Stand	
8 ft. x 10ft. Drum Rugs	5 ft. x 7 ft. Drum Rugs		

Audio Inventory

Sound System		Monitor Mix System	
Mixing Console		Mixing Console	
1	Solid State Logic L500 Plus 256 Channel Digital Mixing System	1	Solid State Logic L500 Plus 256 Channel Digital Mixing System
1	Solid State Logic Blacklight II Audio System Signal Router	1	Midas PRO1 Digital Mixer (Back-up Console)
Stereo Main Arrays		Wedge Monitors	
10 Left / 10 Right	Electro-Voice XLC (with DVX Driver) Full Range Cabinet	8	Electro-Voice XW12A 12" Wedge
5 Left / 5 Right	Electro-Voice X12i-128 subwoofer enclosure	8	Electro-Voice XW15A 15" Wedge
Stereo Delay Arrays		Overhead Monitors	
6 Left / 6 Right	Electro-Voice XLC (with DVX Driver) Full Range Cabinet	2	Electro-Voice EVF-1152D-66 Full Range Cabinet
2 Left / 2 Right	Electro-Voice X12i-128 subwoofer enclosure	Side Fill Monitors	
Center Cluster		4	Electro-Voice EVF-1152D Full Range and XLC 215 Sub
6	Electro-Voice EVH-D15 Full Range Cabinet	Drum Fill Monitors	
6	Electro-Voice EVF 2151D Sub Enclosure	2	Electro-Voice EVF-1122D Full Range and EVF-2151 Sub
Pit Front Fill Speakers		Powered Monitors	
8	Electro-Voice EVU 1062/95	2	Galaxy Audio Hot Spot PA6S
Amplifiers		4	Behringer B205-D
4	Dynacord IPX 20.4	6	Anchor AN-130
16	Dynacord IPX 10.4	Amplifiers	
Processing		6	Dynacord IPX 10.8
FIR Processing via Electro-Voice MXE-5 (Sonicue)		15	Electro-Voice TG 5
Near Field Monitors		Processing	
2	Genelec 8250A	FIR Processing Electro-Voice MXE 5 (Sonicue)	
1	Genelec Subwoofer	Electro-Voice N8000 (I.R.I.S. Net)	
Rack Gear / Playback		Stage I/O Boxes	
1	Tascam CD01U CD Player	6	Solid State Logic SBi 16 Dante input box
1	Tascam DV-RA1000HD Audio Recorder	1	Solid State Logic SB32:24
2	Apple Mac Studio running QLab 5.4.9 & SMAART 8	8	Midas PRO SERIES DL451 Modular Stage Box
2	MOTU Audio Express Digital I/O (SMAART interface)	1	Midas PRO SERIES DL151 Mic/Line Input Stage Box
2	UAD Apollo X16D (QLab interface & Plug-in host)	2	Midas PRO SERIES DL155 I/O Stage Box
Microphones		Rack Gear / Playback	
Dynamic Microphones		3	Midas PRO SERIES DL431 Mic Splitter
2	Audix D6	1	Tascam CD01U CD Player
2	AKG D112	1	Tascam SS-CDR200 CF/SD Player
7	Beyerdynamic M 88	2	Apple Mac Studio running QLab 5.4.9
2	Shure SM7B	1	iConnectivity PlayAudio 1U (computer interface)
2	Shure Super 55	1	Tascam ML16-D (Dante interface)
2	Electro-Voice RE20	Wireless Microphones	
2	Neumann KMS 105	36	Shure Axient Wireless Receiver Channels running over Dante Digital I/O
1	Sennheiser MD409	32	Shure Axient Hand-Held transmitters w/ 14 Beta58; 12 KSM 8; 6 KSM 9 capsules
4	Sennheiser e 609	3 Earthworks 314; 1 Shure Beta 87	
8	Sennheiser e 906	All transmitter equipped with rechargeable batteries and multiple changes	
15	Sennheiser MD 421-II	36	Shure ADX 1 Body Packs w/ 32 charging slots with multiple battery changes available
7	Sennheiser MD 441	36	DPA 4061 Omni directional lavalier microphones
2	Shure SM48	Rigging supplies for 4061 lavalier microphones to facilitate various deployment needs	
2	Shure Beta 52A	All channels equipped with Showlink parameter telemetry	
11	Shure SM57	RF Venue low gain customizable multi element antenna system	
2	Shure Beta 57	Wireless In-Ear Monitors	
6	Shure Beta 57A	8	true stereo Shure PSM 1000 wireless in-ear monitor transmitter channels
1	Shure PG58 w/ switch	16	true stereo Shure P 10R+ wireless in-ear body pack receivers
13	Shure SM58	w/ 16 charging slots with multiple battery changes available	
3	Shure SM58 w/ switch	16	Shure dual driver in-ear (earbud) monitors
3	Shure Beta 58A	RF Venue antenna system	
9	Earthworks DM20	Wired & Wireless Intercom	
2	Earthworks DM6	1	Clear-Com 4-Channel, 10-Matrix Base Station SB-704
4	Earthworks SR25	4	Clear-Com RM-440 4-Channel Remote Station
1	Earthworks 314	2	Clear-Com RM-120A 2-Channel Remote Station
2	Shure Beta 52A	20	Clear-Com KB-111 "King Biscuit" Listening Station
10	Electro-Voice ND868	24	Clear-Com Beltpack/Headset
Small Diaphragm Condenser Microphones		1	Clear-Com Freespeak II wireless intercom base station w/ distributed antenna system
4	AKG C451	20	Clear-Com FSII-BP1G9 Belt pack transceivers
3	AKG C 460 B	charging slots with multiple battery changes available	
6	AT 8035 Shotgun	47	various Full-Sized and Lightweight Headsets
5	AKG SE300 B	20	Clear-Com KB-111 "King Biscuit" Listening Station
2	Neumann KM 140	24	Clear-Com Beltpack/Headset
10	Neumann KM 184	charging slots with multiple battery changes available	
16	Shure KSM137	47	various Full-Sized and Lightweight Headsets
9	Shure SM81	Personal Mixing System (aviom type)	
7	Shure Beta 98	1	LiveMix Mix 32 central mixer Dante
2	Shure Beta 98A	12	LiveMix CS Duo
Large Diaphragm Condenser Microphones		22	Audio Technica ATH-M40x headphone
6	Audio-Technica AT4050	ADA Compliance	
11	AKG C414	2	Listen LT-800 F/M Transmitter
Specialty Microphones		24	Listen Display Receiver Belt Pack
12	AKG C519 - Instrument Clip-on Mic	Dante	
8	Audio-Technica UA35A - Choir Mic	Nixer RD 10 Dante Listening Station	
6	Bartlett Audio Stage Floor Mic	2 CISCO Catalyst 2960L configured for Dante I/O	
2	Shure Beta 91A		
Direct Input Boxes			
6	Radial Duplex passive stereo di		
6	Radial JDI passive mono di		
6	Radial J48 active mono di		
2	Radial J48 active stereo di		
2	A-Designs REDDI mono tube di		
2	Radial Firefly dual input mono tube di		
2	Radial JDV dual input mono FET di		
2	Radial JPC "computer" stereo di		
2	Radial BT Pro Bluetooth stereo di		
2	Radial USB Pro stereo di		
Microphone Stands			
10	Atlas MS15 Tall Chrome Mic Stand		
20	Atlas MS15 Tall Black Mic Stand		
6	Atlas MS20 Tall Black Mic Stand		
16	Atlas MS10 Tall Chrome Mic Stand		
10	Atlas MS10 Tall Black Mic Stand		
24	Atlas MS10 12" Short Black Mic Stand		
2	Atlas MS10 6" Short Black Mic Stand		
75	various telescopic boom arm		
8	Atlas "tri-pod" tall mic stand with boom arm		
8	Atlas "tri-pod" short mic stand with boom arm		
Paging & Show Program System			
2	Bosch Plena Matrix mixer		
3	Electro-Voice CPS 4.10 amplifier		
20	various 70v speakers		

Lighting Inventory

ETC Eos Multi-Console Lighting Control

RPU3 Primary (24,576 Outputs) and RPU3 Full Tracking Backup
Eos Ti (x2) and Gio Client Consoles for Programming
Puck for Front-of-House Designer Display
Eos Motorized Fader Wing 10 and 20 for Additional Playback / Busking

Personnel Lifts

Type	Weight	Quantity	Max. Platform Height
Genie Runabout GR-20	2,513 lbs.	1	19'-11"
Genie Aerial Work Platform AWP-30S	777 lbs.	1	29'-6"

Note: The GR-20 may not be used on the House Marley Dance Floor

House Plot Fixtures

Fixture Type	Quantity	Wattage
Lycian 1293 X3K Follow Spots	3	3kW
ETC Source 4 ERS	5°	750w
	10°	
	14°	
	19°	
	26°	
	36°	
	50°	
	15° - 25° Zoom	
Series 3 Lustr X8 36° XDLT	8	307w
ColorSource Spot VXT	14°	240w
	19°	
ETC Source 4 PAR - WFL	72	750w
Selecon 4-Cell Cyc Unit	8	1kW per circuit
Aurora 4-Cell Groundrow Unit	8	

Spare Fixtures

Fixture Type	Quantity	Wattage
ETC Source 4 ERS Fixture Body	4	750w
ETC Source4 Lenses	5°	
	10°	
	19°	
	26°	
	36°	
	50°	
	70°	
	2	
ETC Source 4 PAR (VNSP, NSP, MFL or WFL)	12	750w
ETC Source 4 Fresnel	3	750w
Lightwave Research Multiray	3	575w
PAR 64 (VNSP, NSP, MFL or WFL)	12	1kW

Star Drop

30' H x 60' W (3 Vertical Panels; 2 Fiber Trunks per Panel) on Lineset 43

Fixture Type	Quantity	Wattage
Martin RUSH FiberSource 1 LED Fiber Illuminator	3	78w
DiCon FiberLamp 5100	3	96w

Moving Lights & Intelligent Accessories

Fixture Type	Quantity	Wattage
Moving Lights	VL4000 Spot	20
	VL3000 Spot	10
	VL2500 Spot	13
	VL2500 Wash	14
	VL500D Wash	6
S4 Accs.	Rosco I-Cue	13
	City Theatrical DMX Iris	11
	Apollo DMX Iris	2
		14.5w, 24VDC
LEDs	ETC Selador Vivid-R 11" LED	8
	Elation Sixpar 300IP	4
	ElektraLite Stingray WW 12° - 30° Zoom	2
	MiBoxer RGB+CCT LED Bulb	18
		9w
Other	SL NITRO 510C	2
	Rosco iPro Image Projector	3
	18" Mirror Ball w/ American DJ DMX Motor	1

Atmosphere

Note: Use of Atmosphere Requires a Permit and Fire Marshal to be present

Fixture Type	Fluid Type	Quantity	Wattage
Look Solutions Unique 2.1 Hazer	Triethylene Glycol (aka, TEG)	1	1500w
Reel EFX DF-50 DMX Hazer		2	480w
Barco FQ-100 Fog Machine		2	1500w
Chauvet Pro Vesuvio II		3	1488.5w
American DJ Entour Ice	Dry Ice (Frozen CO2)	2	3000w
City Theatrical AquaFog 3300		1	3300w

Top Hats, Color Extenders, Barndoors

	Size	Quantity
Top Hats	For 5° Source4	14" x 14" x 12"
	For 10° Source4	12" x 12" x 10"
	For 14° Source4	7.5" x 7.5" x 6"
	For 19°/26°/36° Source4	6.25" x 6.25" x 5"
	For 50° Source4	6.25" x 6.25" x 3"
Half Hats	For 19°/26°/36° Source4	6.25" x 6.25" x 5"
Color	For 19°/26°/36° Source4	6.25" x 6.25" x 5"
Extenders	For 50° Source4	6.25" x 6.25" x 3"
4-Leaf Barn	For Source4 Pars	7.5" dia.
	For Source4 Fresnels	7.5" x 7.5"

Template Holders

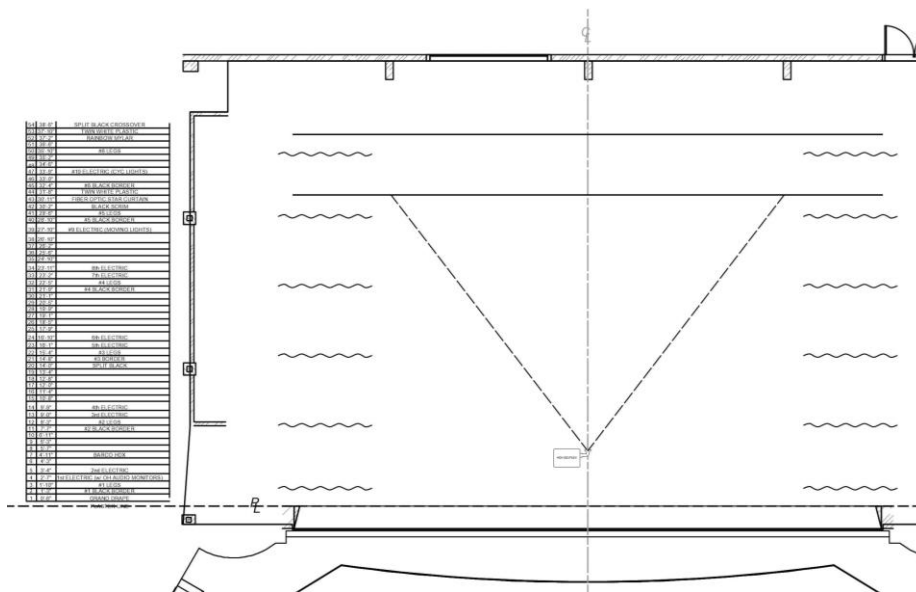
	Quantity	Size
Sandwich-Style Gobo Holders	For Steel Gobos	87
		A - 100mm
	For Glass Gobos	44
		B - 86mm
		6
		BG - 79mm
		2
		B - 86mm
Rosco Universal Iris Slot Holder	2	B - 86mm

Other Accessories

	Quantity	Size
City Theatrical Safer Side Arm	16	24"
	16	18"
City Theatrical Source4 Follow-Spot Handle	2	
City Theatrical Drop-In Source4 Iris	14	

Video Inventory	
Projector	Barco HDX-W20 FLEX 20,000 Lumen HD Projector
Lenses:	Barco 0.67 HD Fixed Lens Barco 0.68 – 0.87 HD Zoom Lens Christie 1.16 – 1.49 HD Zoom Lens
Projection Surfaces	Rear Projection: Da-Lite Curved Series 300 (18'H x 32'W on Lineset 8) Front Projection: Rosco Twin White Plastic (30'H x 60'W on Lineset 44 or 53)
Switchers	Barco PDS-902: Video Inputs: (4) DVI-I (Supports both analog or DVI), (1) 3G-SDI (BNC Connector) (4) Analog Via HD-15 (VGA Connector) Video Outputs: (1) DVI-I and (1) 3G-SDI or BarcoLink (BNC Connector) Blackmagic ATEM SDI: Video Inputs: (4) 3G-SDI Video Outputs: (2) 3G-SDI
Additional Rack Equipment	Denon DN-500BD MKII Blu-Ray Player MOT Windows Media Server w/ Dual DVI Video Inputs Video Software: Resolume Avenue 7 Rackmount Mac Pro (2019) Video Software: QLab 5, Millumin 4, Isadora 3, Keynote, PowerPoint
Additional Notes	Maximum distance from switcher to projector is 150'. Signal is over HD-SDI cable. When used for rear projection, projector typically rests on a floor stand upstage. Image is projected onto the Da-Lite 18'H x 32'W on Lineset 8. When used for front projection, projector hangs on Lineset 7 (Linesets 6, & 8 - 10 CANNOT be used). Image is projected onto the Rosco Twin White Plastic on Lineset 44 or 53. Image Size on Lineset 44: 22'-6"H x 38'-6"W Image Size on Lineset 53: 22'-8"H x 44'-0"W (NOTE- the image is no longer a 16:9 aspect ratio)
Preferred File Formats	Preferred Aspect Ratio: 16:9 Preferred Resolution: 1920 x 1080 Audio Files: AIFF or WAV are preferred over MP3 or M4A Image Files: JPEG or PNG are preferred over PowerPoint or Keynote Video Files: ProRes 422 or HAP are preferred over H.264 or H.265
Portable Video Equipment	Conductor Cameras Portable Video Monitors Converters

Typical Front Projection Setup using the Plastic on Lineset 44



Lineset Schedule

Lineset	Travel	Distance From Plaster Line	Name	Notes	Weight
1		0' 6"	Red Grand Drape	Titan Adjustable Speed Motor	40 wts.
2		1' 3"	#1 Black Border / Full Stage Black	30' H x 60' W	16 wts.
3		1' 10"	#1 Black Legs	22' From Center on Traveler Track	10 wts.
4		2' 7"	#1 Electric + Audio Monitors - House Trim is 27'-0"	Power Assist Motors; Pipes Are Married	N/A
5		3' 4"	#2 Electric - House Trim is 27'-0"		
6		4' 3"			
7	Travel: 48'-3"	4' 11"	Barco HDX-W20 Flex Projector		10 wts.
8		5' 7"			
9		6' 3"			
10		6' 11"			
11		7' 7"	#2 Black Border	10' H x 60' W	7 wts.
12		8' 3"	#2 Black Legs	22' From Center on Traveler Track	10 wts.
13		9' 0"	#3 Electric - House Trim is 26'-0"	Power Assist Motors; Pipes Are Married	N/A
14		9' 9"	#4 Electric - House Trim is 27'-0"		
15		10' 8"	Spare Batten Storage		20 wts.
16		11' 4"			
17		12' 0"			
18		12' 8"			
19		13' 4"	Mid-Stage Split Black Curtain	2 Panels - 30' H x 34' W each	27 wts.
20		14' 0"			
21		14' 8"	#3 Black Border	10' H x 60' W	7 wts.
22		15' 4"	#3 Black Legs	22' From Center on Traveler Track	10 wts.
23		16' 1"	#5 Electric - House Trim is 26'-0"	Power Assist Motors; Pipes Are Married	N/A
24		16' 10"	#6 Electric - House Trim is 27'-0"		
25		17' 9"	Spare Batten Storage		19 wts.
26		18' 5"			
27		19' 1"			
28		19' 9"			
29		20' 5"			
30		21' 1"			
31		21' 9"	#4 Black Border	10' H x 60' W	7 wts.
32		22' 5"	#4 Black Legs	22' From Center on Traveler Track	10 wts.
33	Travel: 56'-6"	23' 2"	#7 Electric - House Trim is 26'-0"	Power Assist Motors; Pipes Are Married	N/A
34		23' 11"	#8 Electric - House Trim is 27'-0"		
35		24' 10"	Spare Batten Storage		19 wts.
36		25' 6"			
37		26' 2"			
38		26' 10"			
39		27' 10"	#9 Electric (Moving Lights) - House Trim is 28'-0"	Power Assist Motor	N/A
40		28' 10"	#5 Black Border	10' H x 60' W	7 wts.
41		29' 6"	#5 Black Legs	22' From Center on Traveler Track	10 wts.
42		30' 2"	Black Sharktooth Scrim	30' H x 60' W	5 wts.
43		30' 11"	Fiber Optic Star Drop	30' H x 60' W	44 wts.
44		31' 8"	Rosco Twin White Plastic (Front Projection Screen)	30' H x 60' W	11 wts.
45		32' 4"	#6 Black Border	10' H x 60' W	7 wts.
46		33' 0"			
47		33' 9"	#10 Electric (Cyc Lights) - House Trim is 28'-0"	Power Assist Motor	N/A
48		34' 6"			
49		35' 2"			
50		35' 10"	#6 Black Legs	22' From Center on Traveler Track	10 wts.
51		36' 6"			
52		37' 2"	Rainbow Mylar		3 wts.
53		37' 10"	Rosco Twin White Plastic (Bounce)	30' H x 60' W	11 wts.
54		38' 6"	Black Crossover Curtain	2 Panels - 30' H x 34' W each	16 wts.

Loft blocks are permanently installed (ie, kicking sheaves in the grid to adjust lineset spacing is not possible).

Battens are 63' long 1½" Sch. 40 black pipe.

Weights are ¾" Cut Steel: 20lbs. each.

Maximum Arbor Capacity is 1750 lbs.

House Electrics are on 22ft./min. Arbor Assist Motors.

Linesets #1 and #13 through #54: Travel from 4'-0" to 60'-6" above the deck (ie, 56'-6" of maximum total travel distance)

Linesets #2 through #12: Travel from 3'-10" to 52'-1" above the deck (ie, 48'-3" of maximum total travel distance)